



# Designer Manufacturer

## LITHIUM ENERGY CABINET

Lithium Iron Phosphate battery-fitted, autonomous power supply cabinet

### Characteristics:

- Single, perfectly insulated and ventilated housing;
- Provides power to multiple consumers (PC, printer, terminal, monitor, etc.) from its multi-voltage outputs, from 5 to 24 V DC and/or 230 V AC;
- Houses batteries and all peripheral material (converters, chargers, etc.);
- LITHIUM batteries compatible with all types of transport (land, sea and air);
- Foolproof or dedicated sockets, depending on voltage type;
- Modular, upgradeable cabinet: plug-in, interchangeable converter boards depending on your requirements;
- Safety device to guarantee the service life of the batteries:
  - Electronic safety to prevent the battery from being discharged;
  - The safety is only released when the battery is fully charged;
  - Very simple battery replacement procedure;
  - Visual alarm (LED) indicating critical levels for autonomy;
  - Battery charge indicator (two-coloured LED);
  - Main circuit breaker if the cabinet is not to be used for an extended period;
  - Main power supply circuit breaker;
- Energy cabinet supplied with installation guide.

### Warranties:


- The manufacturer's warranty is two years (parts and labour), applicable to all component parts used in the cabinet, with the exception of the battery pack;
- The batteries are guaranteed for more than 1 000 discharge/recharge cycles.

### Advantages :

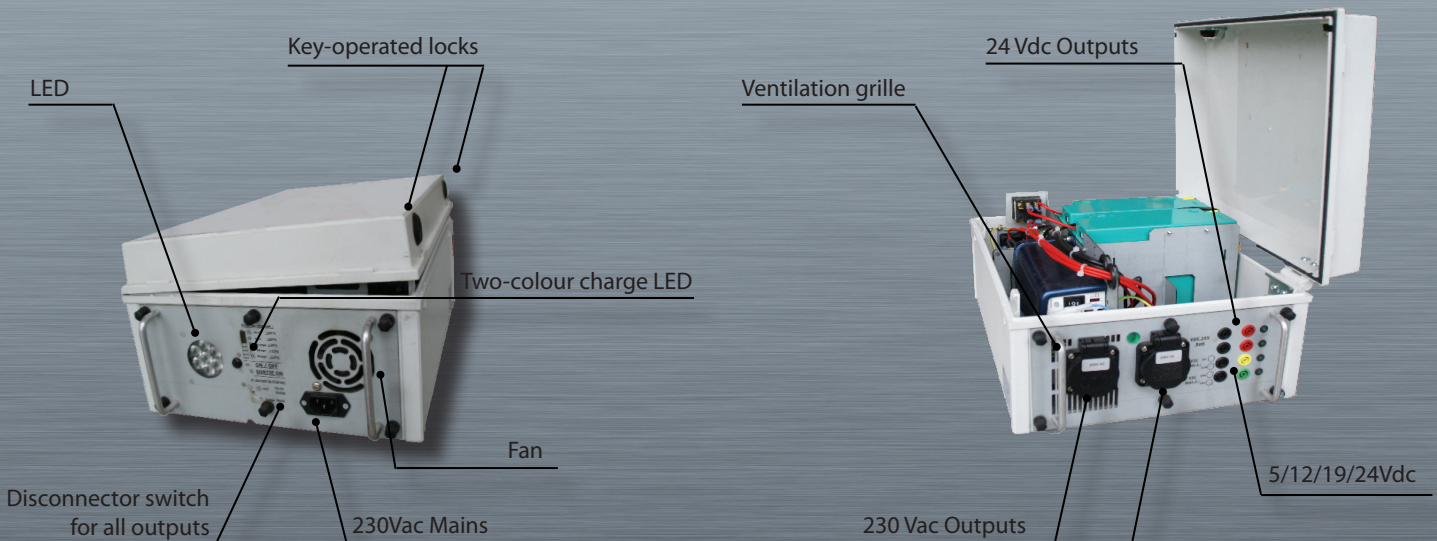
- Reduced footprint
- Increased longevity of batteries
- Handling of the cabinet effortlessly



Energy box 10Ah/20Ah-12V



Energy box 20Ah/30Ah/40Ah

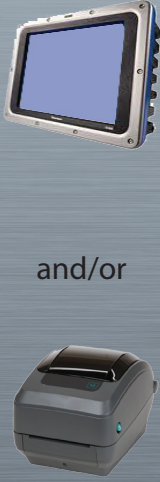












# Fixed and mobile workstations

## TECHNICAL CHARACTERISTICS

ENERGY CABINET: BATTERY CAPACITY LITHIUM											
Characteristics	10 Ah	20Ah	20 Ah	20 Ah / 350 W	30 Ah	30 Ah / 350 W	30 Ah / 600 W	40Ah	40Ah/350 W	40Ah/600 W	40Ah/1500 W
Equivalence AGM cabinet	18 Ah	18Ah	28 Ah	28 Ah / 350 W	40 Ah	40 Ah / 350 W	40 Ah / 600 W	65Ah	65Ah / 350W	65Ah / 600W	65Ah/ 1500W
Battery pack voltage	24 VDC	12 VDC	24 VDC	24 VDC	24 VDC	24 VDC	24 VDC	24 VDC	24 VDC	24 VDC	24 VDC
Mains input	230 VAC / 50 Hz										
DC Outputs	2 x 24 VDC Outputs 1 VDC Output*	2 x 12 VDC Outputs 1 VDC Output					2 x 24 VDC Outputs 1 VDC Output				
AC Outputs	--	--	--	2 x 220 VAC Outputs	--	2 x 220 VAC Outputs	2 x 220 VAC Outputs	--	2 x 220 VAC Outputs	2 x 220 VAC Outputs	2 x 220 VAC Outputs
Rated Power at 230V	--	--	--	350 W Sinewave	--	350 W Sinewave	600 W Sinewave	--	350 W Sinewave	600 W Sinewave	1500 W Sinewave
Weight (kg)	5 kg	5 kg	12.2 kg	13.5 kg	15.2 kg	16.5 kg	18 kg	19.3 kg	20.5 kg	22.2 kg	24 kg
Dimension(mm)	W 240 x D 290 x H 115		W 300 x D 400 x H 185		W 300 x D 400 x H 185			W 400 x D 500 x H 185			
Recharge time Max.	6 heures										
Opérating temperature	Temperatures of between -5 and +35 °C										

\* Pre-wired 5/12/19/24 Vdc output, requires an optional converter board.

EXAMPLES OF CONFIGURATION (for information)											
Configuration											
Estimated autonomy	8 h						10 h				

LM REALISATIONS S.A.S

ZI du Bas Pontet - 19, rue Jules Ferry - 69360 Saint Symphorien d'Ozon - FRANCE

Tél. 33 (0)4 78 02 84 93 - Fax 33 (0)4 78 02 17 03 - infos@lm-realisations.fr

[www.lm-realisations.com](http://www.lm-realisations.com)

